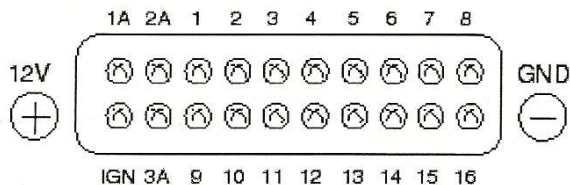


ASD's 56-00081 2000 SERIES INSTRUCTIONS

Important

CAUTION: DO NOT USE POSTS ON DECC FOR POWER SOURCE TO OTHER DEVICES. TURN POWER OFF BEFORE UNPLUGGING SWITCHES.

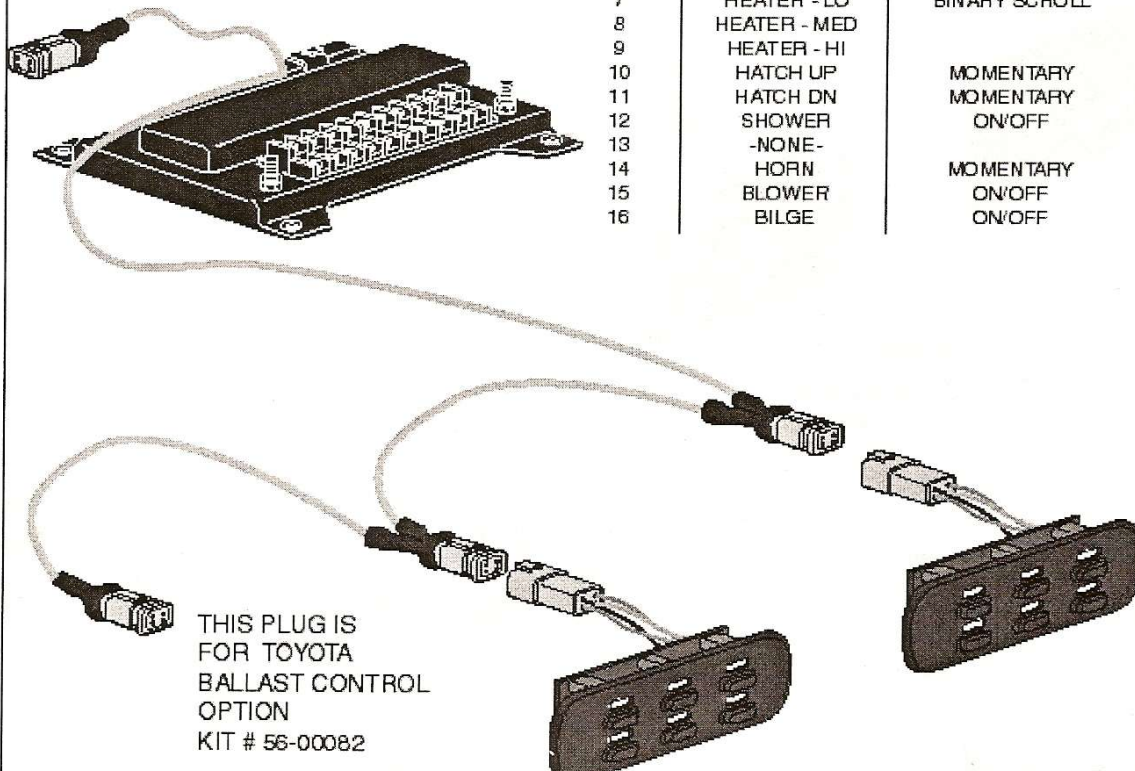



TERMINALS 1 THRU 16 ARE OUTPUTS
TERMINALS 1A, 2A, 3A, ARE NOT USED

TECHNICAL SERVICE: 888-364-3339


THIS PLUG IS
FOR TOYOTA
BALLAST CONTROL
OPTION
KIT # 56-00082

TERMINAL #	DEVICE OUTPUT	SWITCH FUNCTION
1	ANC LIGHT	ON/OFF
2	NAV LIGHT	ON/OFF
3	CTSY LT	ON/OFF
4	STOR LT	ON/OFF
5	TRANS LT	ON/OFF
6	DOCK LT	ON/OFF
7	HEATER - LO	BINARY SCROLL
8	HEATER - MED	
9	HEATER - HI	
10	HATCH UP	MOMENTARY
11	HATCH DN	MOMENTARY
12	SHOWER	ON/OFF
13	-NONE-	
14	HORN	MOMENTARY
15	BLOWER	ON/OFF
16	BILGE	ON/OFF





12 Wire Plug	1 4 7 10	13	
	2 5 8 11	14	
	3 6 9 12	15	4 Wire Plug
		16	



3 Power Wires Black has pin
 Red in middle
 Purple

Attached is a quick wiring for early style decc with built in white wires to orange wires with screw terminals.
 Recommend ordering MGA0011908 \$311.50 is the computer w/o wires and programmed for all 2000- 2001 models. This model has also larger power lugs. Cut old white wire at decc box and install #6 screw round eyes on each wire. The MGA001190801 is a wire harness with the 12 wires and white plug. (limited few left)