

Changing the fuel filter on your Epic

You need:

- Fuel filter 35-60494-1, MF-11, or similar.
- Large oil filter wrench.
- Paper towels
- Fire extinguisher!


Put a wad of paper towel underneath filter to catch spilled gas.




REPLACES
MERCURY 35-60494-1
AQUA POWER 6001, GLM 24940
SIERRA 18-7850, SMI 494
REMPLACE
LES FILTRES :
MERCURY 35-60494-1
AQUA POWER 6001, GLM24940
SIERRA 18-7850, SMI 494

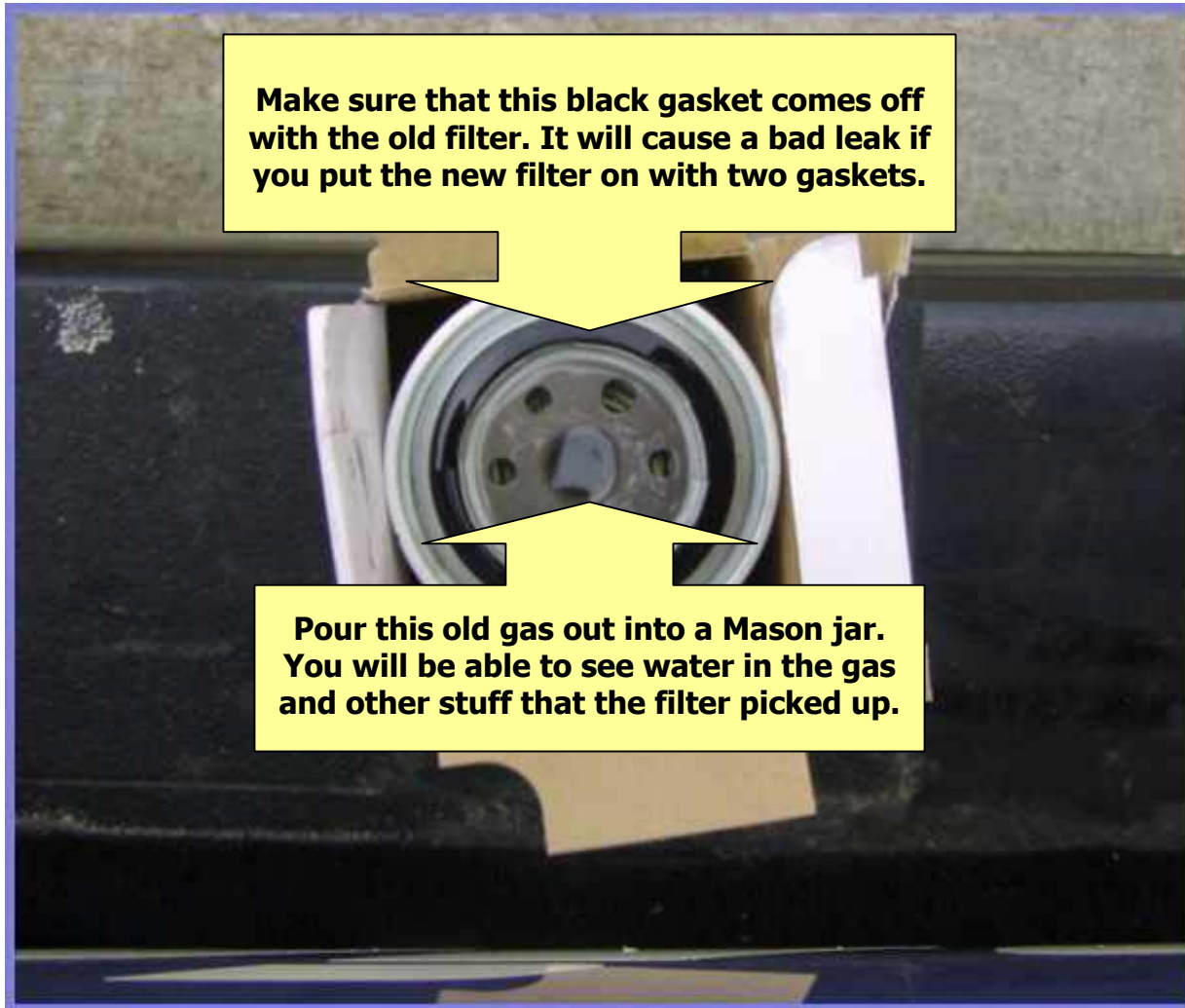
USE COMMON SENSE. CLEAN UP ALL SPILLED GAS. I'M NOT RESPONSIBLE IF YOU BLOW YOUR BOAT UP.

I like this claw type oil filter wrench. Lefty loosey righty tighty. Upside down, so turn clockwise from top.



Check the removed filter to see if the O-ring gasket came off with it. Spin the new filter on by hand, tighten as much as possible by hand. Make sure that you do not install a filter on top of an old O-ring. Clean up all spilled gas and let the engine compartment air out.





Leak test by running the boat. If there are any leaks, shut down immediately and fix it.

End of procedure